

2009 Indiana Self-Sufficiency Standard



The 2009 report was made possible through generous support from:

RICHARD M. FAIRBANKS FOUNDATION, INC.



About the Self-Sufficiency Standard

- Was developed and is authored by Dr. Diana Pearce
- The 2009 Indiana Self-Sufficiency Standard is the fourth edition.
- Indiana is one of 37 states and the District of Columbia with a Self-Sufficiency Standard.

What is the Self-Sufficiency Standard?

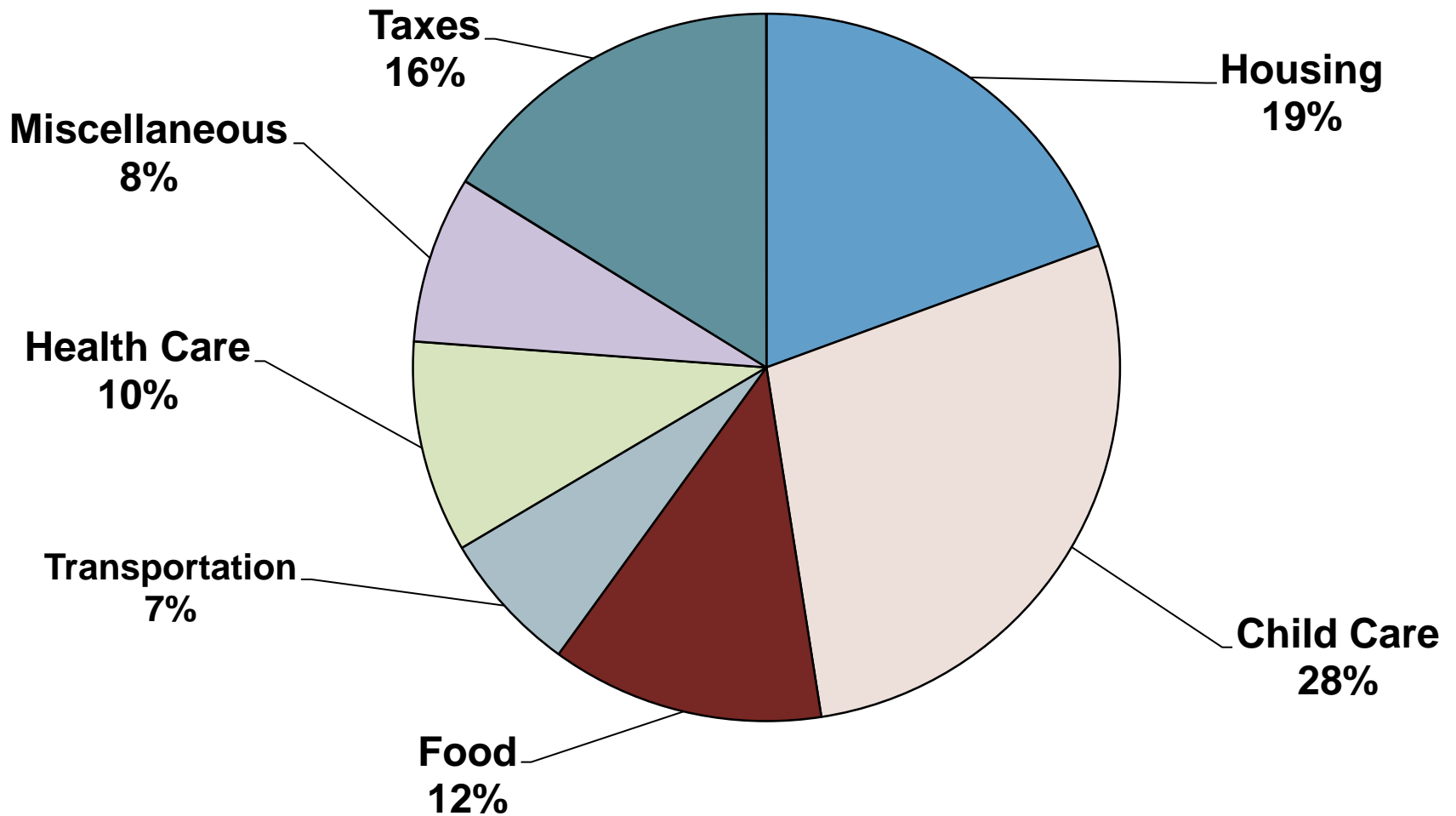
- Measures how much a family of a certain composition in a given geographic location needs to meet their basic needs without government or private subsidies.
- The Standard is calculated for 70 family types in each of Indiana's 92 counties.

The Self-Sufficiency Standard for Marion County, IN 2009

MONTHLY COSTS	Adult	Adult + Preschooler	Adult + Infant Preschooler	Adult + Preschooler Schoolage	Adult + Schoolage Teenager	Adult + Infant Preschooler Schoolage	2 Adults+ Infant Preschooler	2 Adults + Preschooler Schoolage
Housing	624	741	741	741	741	959	741	741
Child Care	0	694	1248	1072	378	1625	1248	1072
Food	210	318	418	476	551	561	598	654
Transportation	241	248	248	248	248	248	473	473
Health Care	148	348	361	370	398	383	424	433
Miscellaneous	122	235	302	291	232	378	348	337
Taxes	253	510	663	618	332	865	694	649
Earned Income Tax Credit (-)	0	-9	0	0	-223	0	0	0
Child Care Tax Credit (-)	0	-63	-100	-105	-70	-100	-100	-100
Child Tax Credit (-)	0	-83	-167	-167	-167	-250	-167	-167
Making Work Pay Tax Credit (-)	-33	-33	-33	-33	-33	-33	-67	-67
SELF-SUFFICIENCY WAGE								
HOURLY	\$8.89	\$16.51	\$20.91	\$19.94	\$13.56	\$26.34	\$11.91 per adult	\$11.43 per adult
MONTHLY	\$1,564	\$2,906	\$3,680	\$3,510	\$2,386	\$4,635	\$4,192	\$4,025
ANNUAL	\$18,770	\$34,875	\$44,159	\$42,117	\$28,630	\$55,621	\$50,309	\$48,299

Monthly Expenses Based on Standard

for One Adult, One Preschooler, and One Schoolage Child
in Marion County



Federal Poverty Measure

The 2009 Poverty Guidelines for the 48 Contiguous States and the District of Columbia

Persons in family	Poverty guideline
1	\$10,830
2	14,570
3	18,310
4	22,050
5	25,790
6	29,530
7	33,270
8	37,010

For families with more than 8 persons, add \$3,740 for each additional person

Self-Sufficiency Standard vs. Federal Poverty Guidelines

- **Self-Sufficiency Standard**

- Cost of basic needs based on local costs
- County specific
- Assumes all adults are working full-time
- Adjusts by family size and composition
- Includes taxes and tax credits

- **Federal Poverty Guidelines**

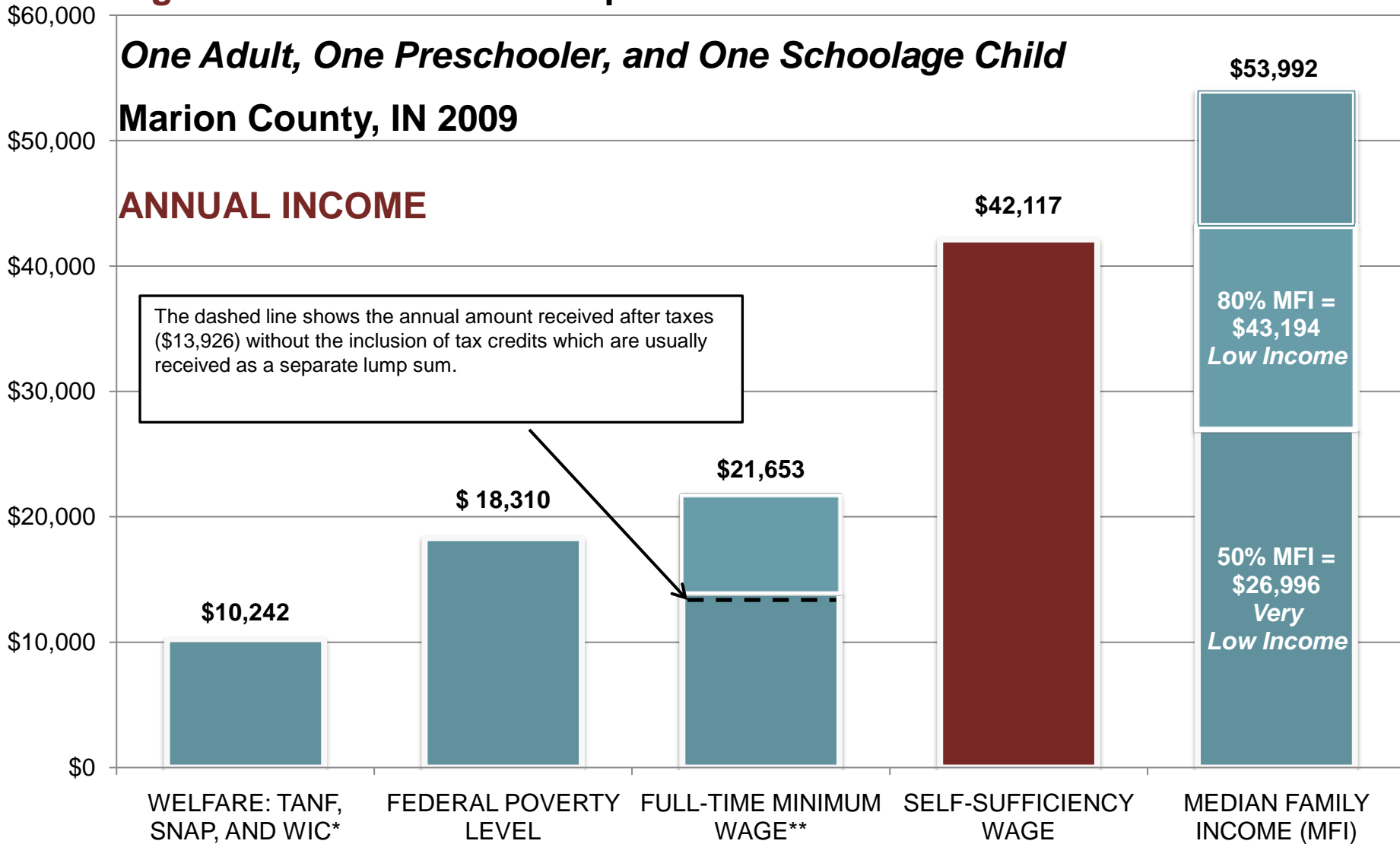
- Based solely on food costs
- Does not take into account geographic location
- Assumes one parent stays at home and the other is working
- Adds flat rate per extra person (\$3,740 in 2009)
- Taxes not included

Figure 4. The Standard Compared to Other Benchmarks

One Adult, One Preschooler, and One Schoolage Child

Marion County, IN 2009

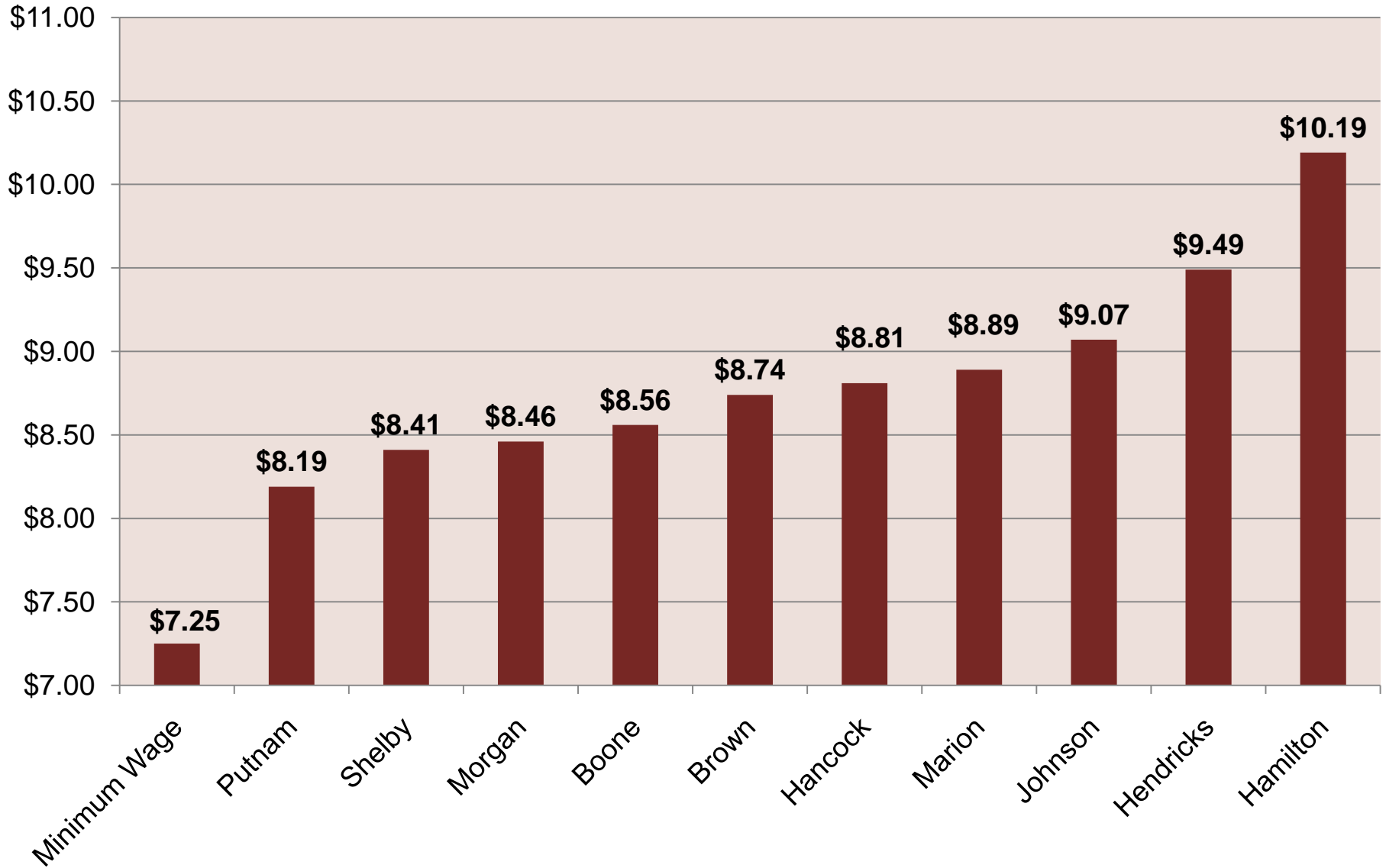
ANNUAL INCOME



Self-Sufficiency Wages

Self- Sufficiency Wage for a Single Adult			
	Hourly	Monthly	Annual
Putnam	\$8.19	\$1,442	\$17,301
Shelby	\$8.41	\$1,479	\$17,752
Morgan	\$8.46	\$1,490	\$17,875
Boone	\$8.56	\$1,507	\$18,088
Brown	\$8.74	\$1,539	\$18,466
Hancock	\$8.81	\$1,550	\$18,601
Marion	\$8.89	\$1,564	\$18,770
Johnson	\$9.07	\$1,596	\$19,155
Hendricks	\$9.49	\$1,670	\$20,044
Hamilton	\$10.19	\$1,793	\$21,516

Minimum Wage vs. Self-Sufficiency Wage

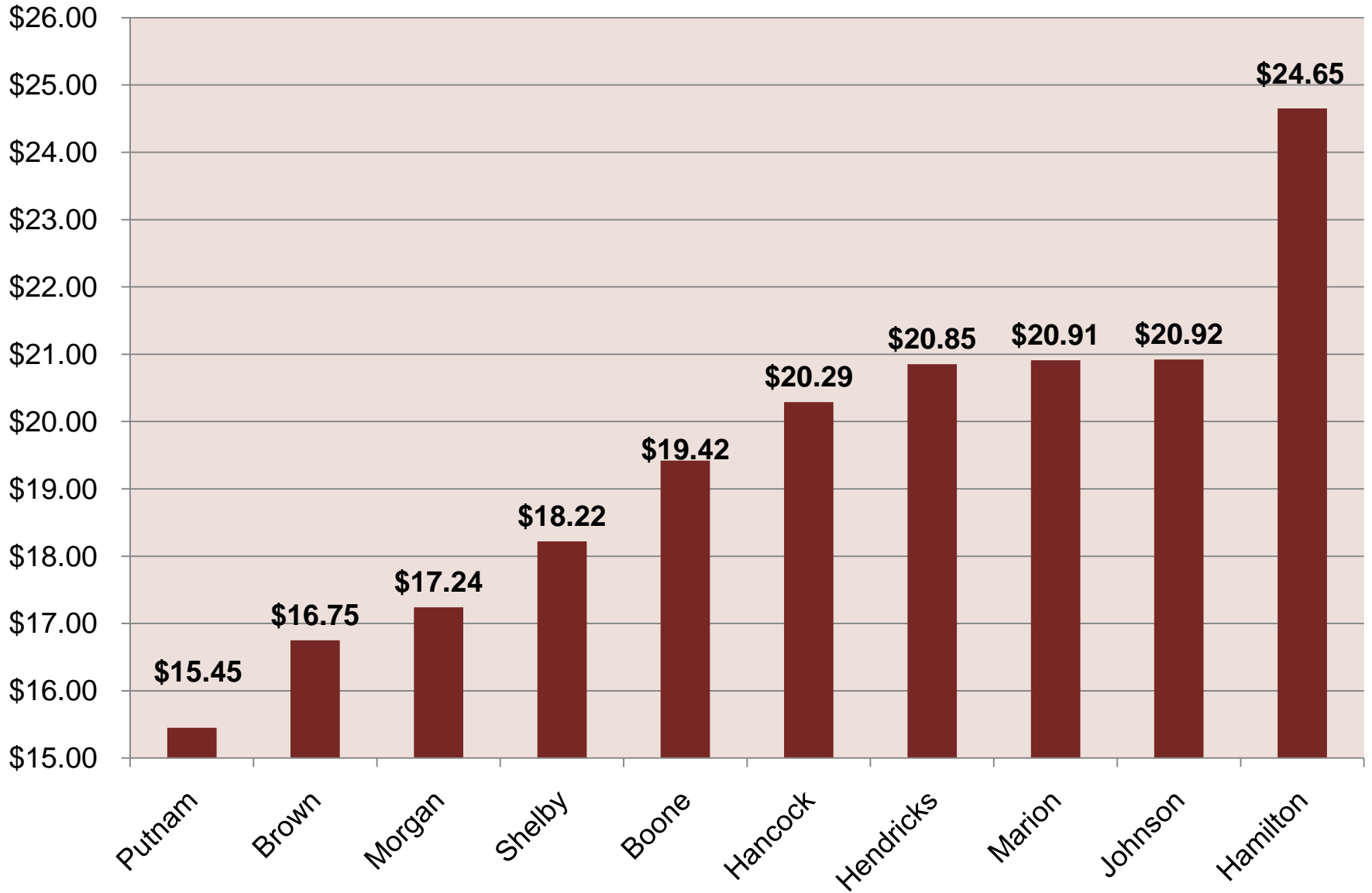


Self-Sufficiency Wages

Self-Sufficiency Wage for an Adult + Infant and Preschooler

	Hourly	Monthly	Annual
Putnam	\$15.45	\$2,719	\$32,634
Brown	\$16.75	\$2,947	\$35,369
Morgan	\$17.24	\$3,034	\$36,405
Shelby	\$18.22	\$3,206	\$38,475
Boone	\$19.42	\$3,417	\$41,005
Hancock	\$20.29	\$3,572	\$42,863
Hendricks	\$20.85	\$3,670	\$44,034
Marion	\$20.91	\$3,680	\$44,159
Johnson	\$20.92	\$3,682	\$44,186
Hamilton	\$24.65	\$4,338	\$52,053

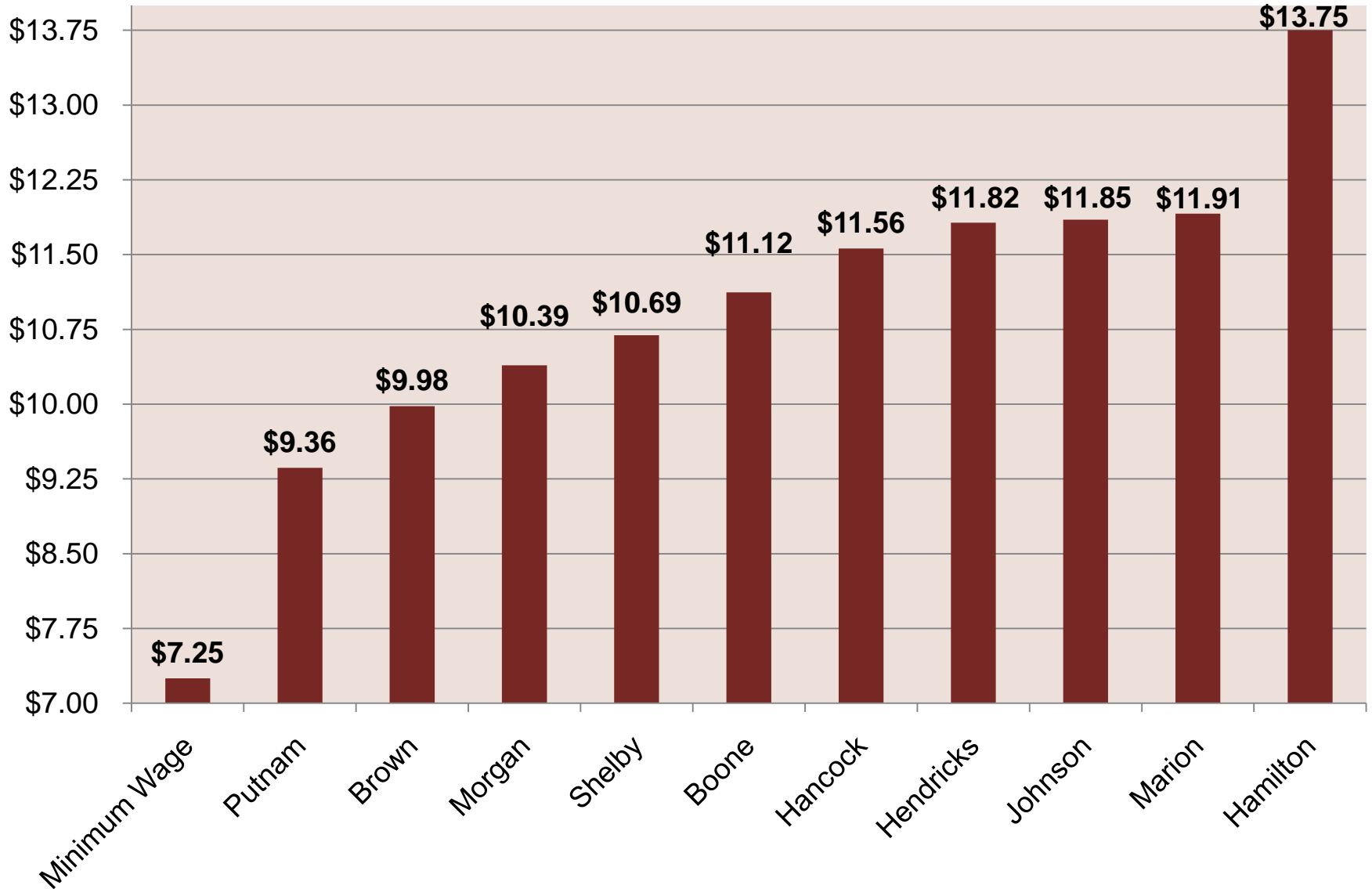
Self-Sufficiency Wage



Self-Sufficiency Wages

Self-Sufficiency Wage for 2 Adults + Infant and Preschooler			
	Hourly	Monthly	Annual
Putnam	\$ 9.36/ Adult	\$3,295	\$39,543
Brown	\$ 9.98/ Adult	\$3,512	\$42,148
Morgan	\$ 10.39/ Adult	\$3,657	\$43,883
Shelby	\$ 10.69/ Adult	\$3,764	\$45,165
Boone	\$11.12/ Adult	\$3,914	\$46,968
Hancock	\$ 11.56/ Adult	\$4,069	\$48,826
Hendricks	\$ 11.82/ Adult	\$4,160	\$49,916
Johnson	\$ 11.85/ Adult	\$4,172	\$50,068
Marion	\$ 11.91/ Adult	\$4,192	\$50,309
Hamilton	\$ 13.75/ Adult	\$4,616	\$55,395

Minimum Wage vs. Self-Sufficiency Wage



How can you use the Standard?

- Education
- Program and Policy Development
- Service Delivery
- Evaluation

How can you use the Standard?

- Targeting Resources
 - Job Training
 - Education
- Determination of Need
- Counseling Tool
- Wage-Setting
- Supports Research

How is the Standard being used in Indiana?

- For education and advocacy – in Jeffersonville, IN
- As a counseling tool – by a Workforce Investment Board
- To set public policy – Dave Sikes, Lake Area United Way

2009 Self-Sufficiency Calculator

- In addition to the report the Institute is updating the Self-Sufficiency Calculator which is an interactive version of the Standard which includes all 70 family types for all 92 counties.
- The 2005 calculator is available through IN-CAA's web site www.incap.org.
- We hope to have the calculator updated by December 2009.

Questions and Answers

For more information

- Please contact us:

INDIANA INSTITUTE FOR
WORKING FAMILIES

1845 W. 18th St.
Indianapolis, IN 46202
317-638-4232
www.incap.org