

# THE STATUS OF Women IN INDIANA

Despite a declining unemployment rate, poverty is still on the rise in Indiana — a statistic driven by increasing numbers of women and families in poverty.

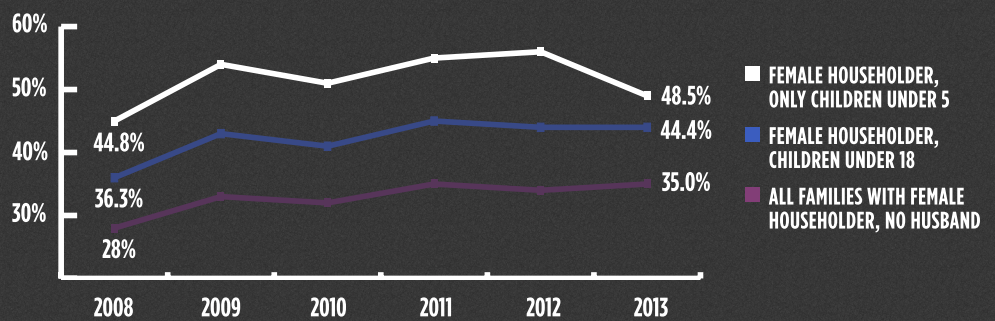


**Nearly half of Indiana's single moms live in poverty.**

The number is still rising. From 2008 to 2013, there has been a **22.3%** increase in the number of single mothers with children under the age of 18.

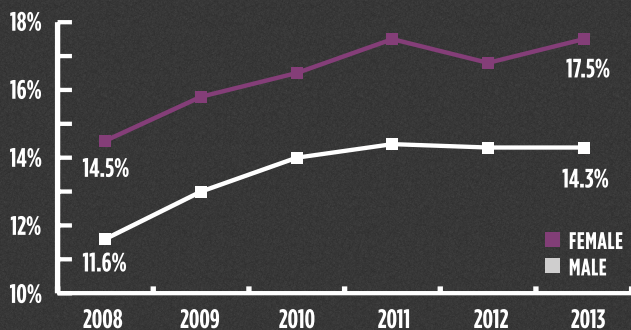
## Single Moms ARE STRUGGLING

Poverty Rates Among Indiana's Families



## Women OUTNUMBER MEN

Indiana Poverty Rates by Gender



**Women in Indiana are entering poverty at a faster rate than men...**

The number of women in poverty continues to rise.

From 2012 to 2013, the number **increased by 4.4%** (from 544,799 to 568,598 women), while the number of men increased by only 0.2% (from 445,526 to 446,429 men).

**...and the number of women in extreme poverty has risen by 23% since 2008.**

**Extreme poverty:** A family of three making \$10,045 or less per year

### Extreme Poverty in Indiana

INCOME IS LESS THAN 50% OF THE FEDERAL POVERTY LINE



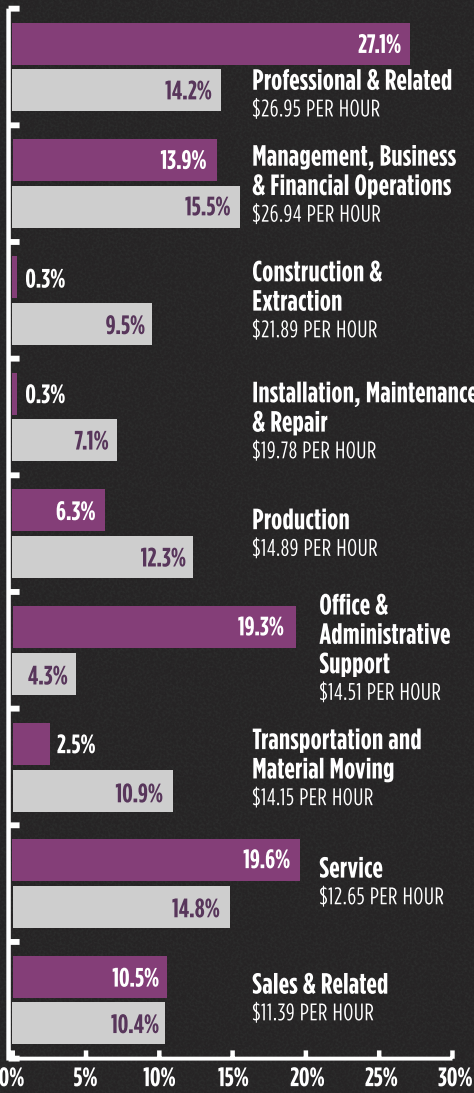


# Working WOMEN ARE IN POVERTY, TOO

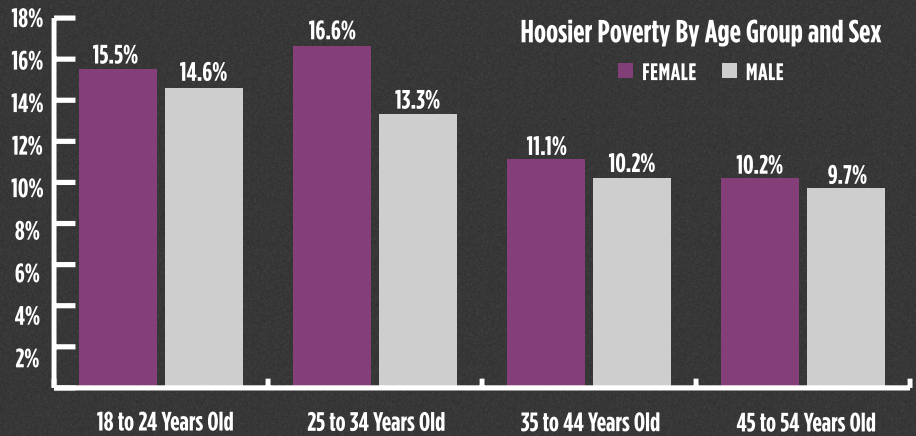
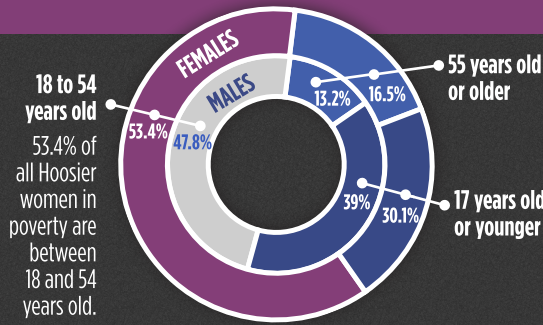
**Low-wage jobs are dominated by women.**

Percent Distribution of Employment by Sex and Occupation

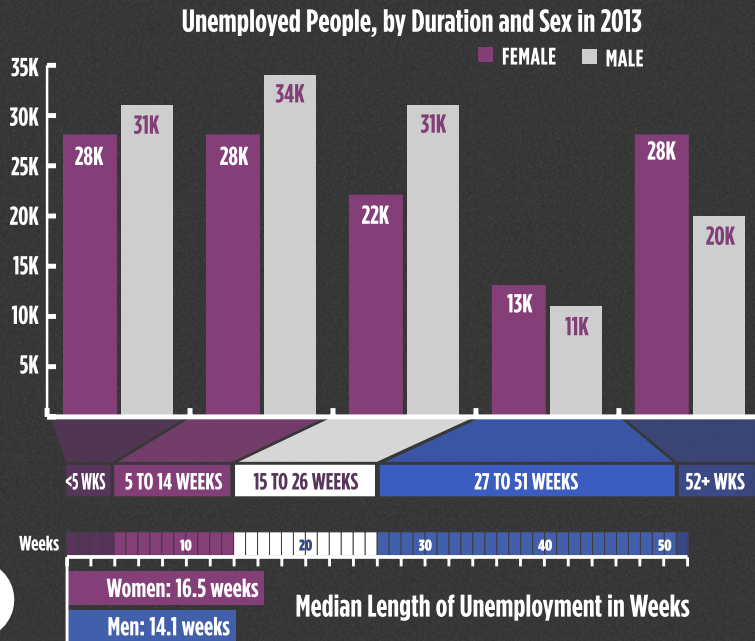
FEMALE MALE



# MOST WOMEN IN POVERTY ARE 18 to 54 YEARS OLD



# WOMEN STAY Unemployed LONGER



**Once unemployed, on average, it takes women 2 weeks longer than it takes men to find work.**

Women are less likely to be unemployed, but more likely to experience long-term unemployment.

**58.5%**

of Hoosier women work in industries that pay **LESS THAN \$20 PER HOUR** on average

**41.6%**

of Hoosier women work in industries that pay **MORE THAN \$20 PER HOUR** on average